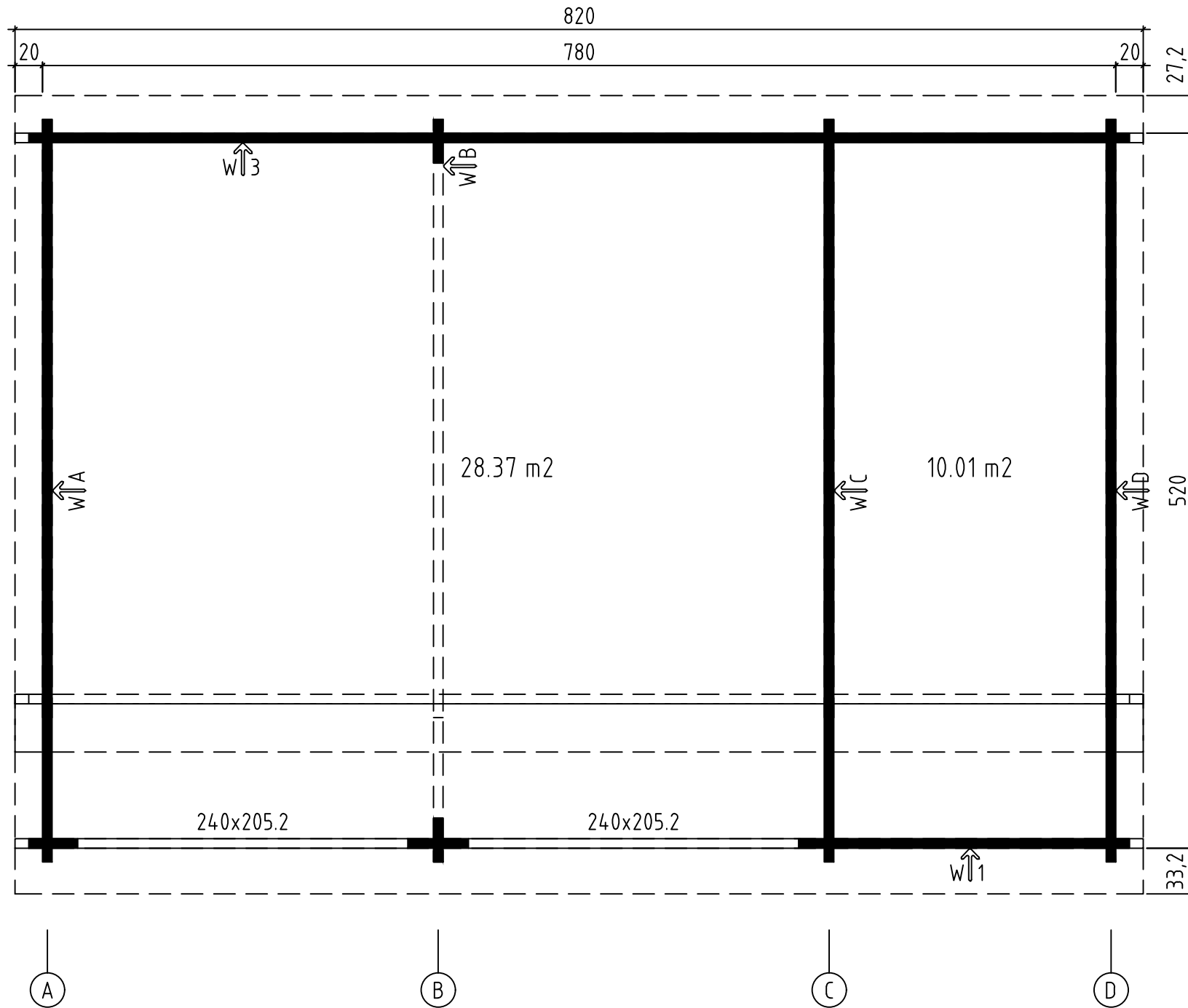


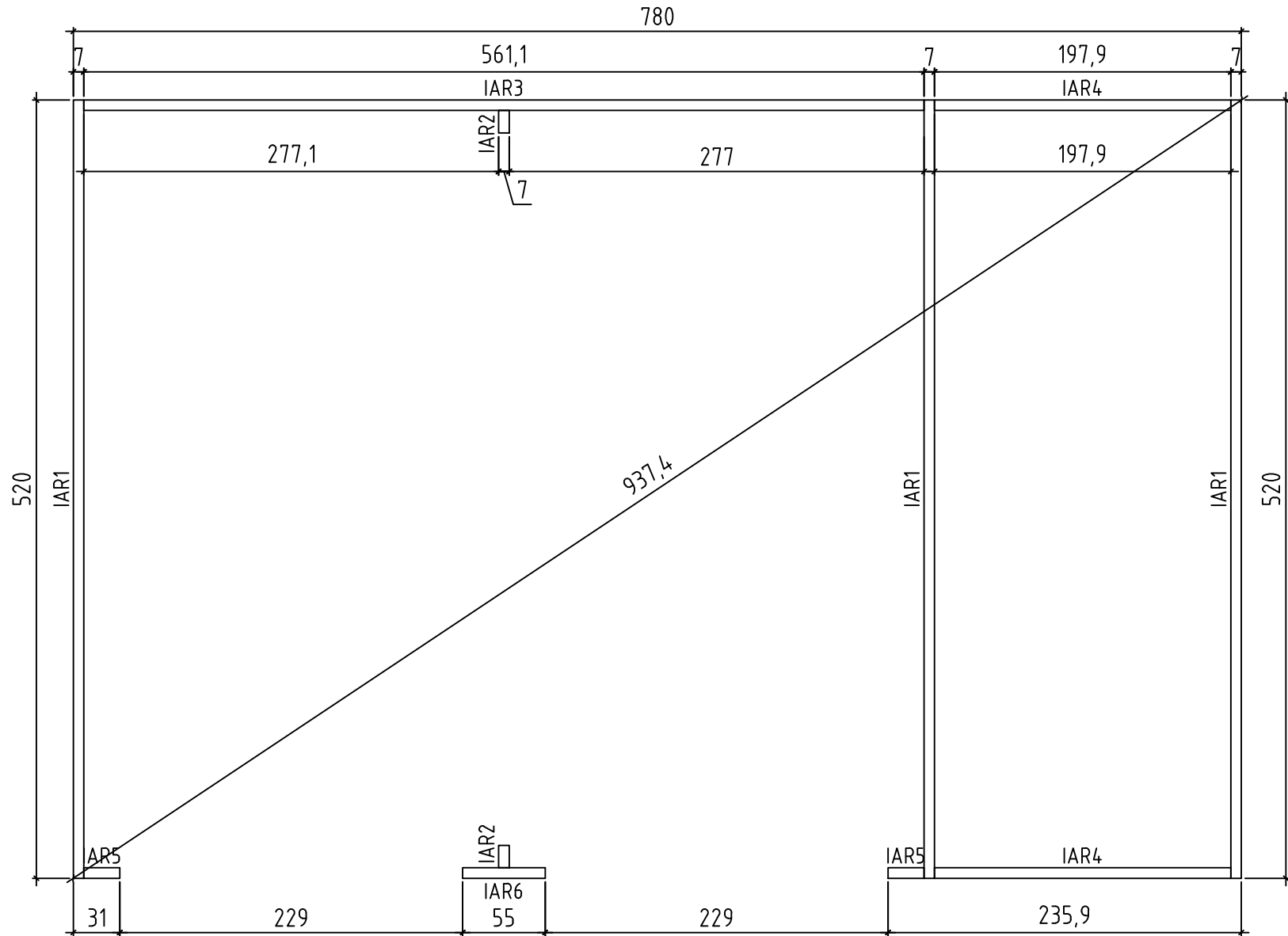
Hawaii 70
Art. Nr.7016558

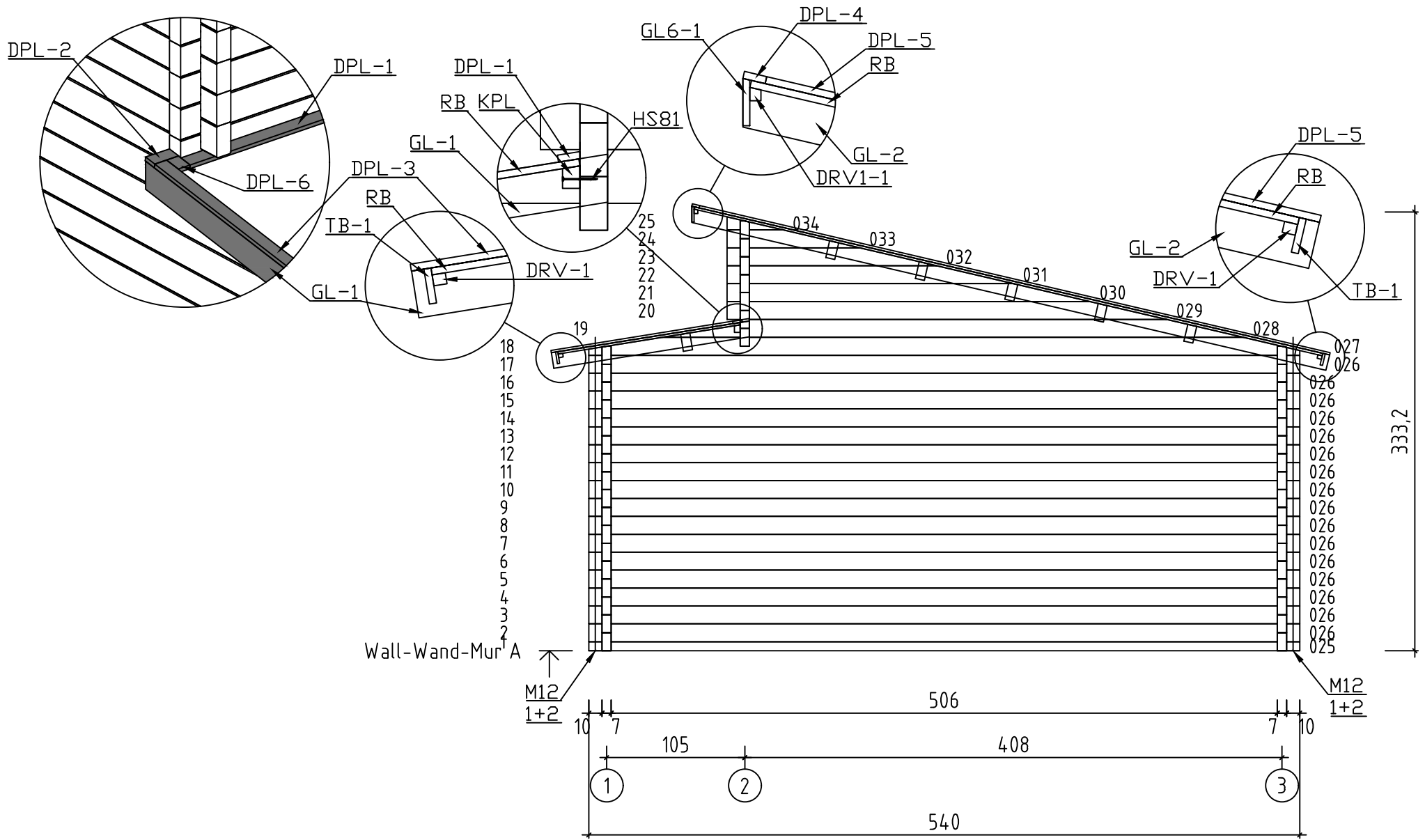


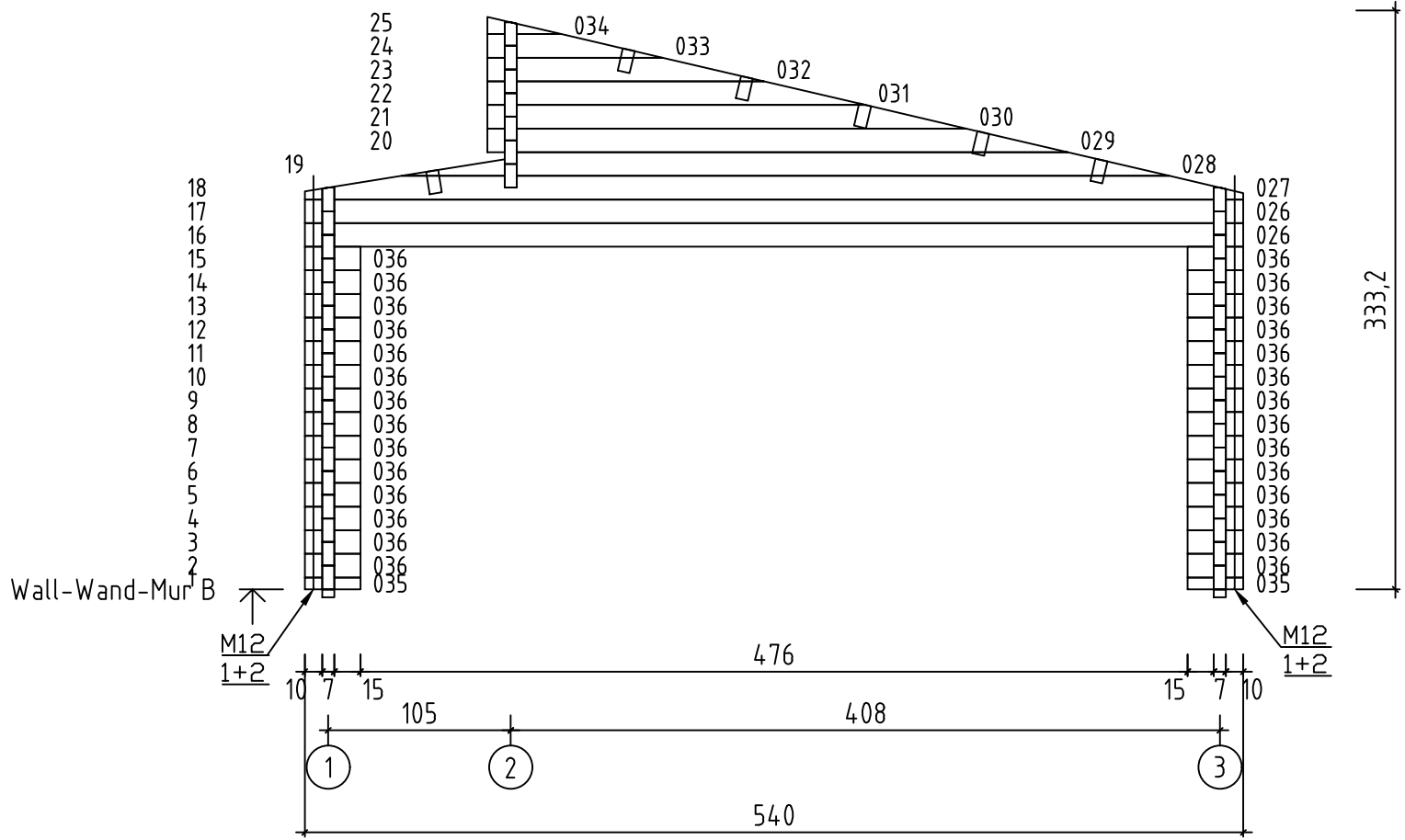
GROUNDPLAN - GRUNDPLAN - PLAN DE MASSE

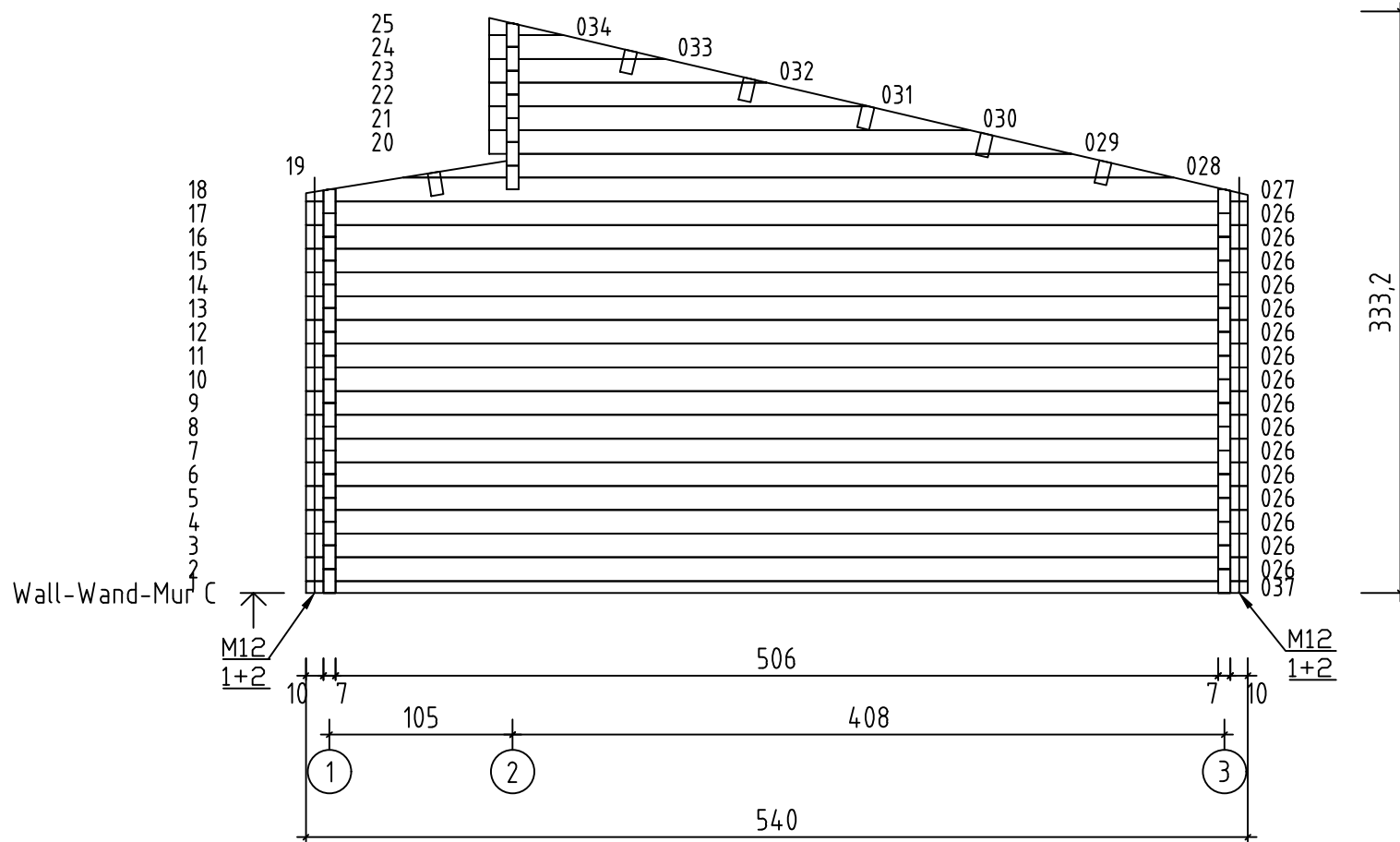


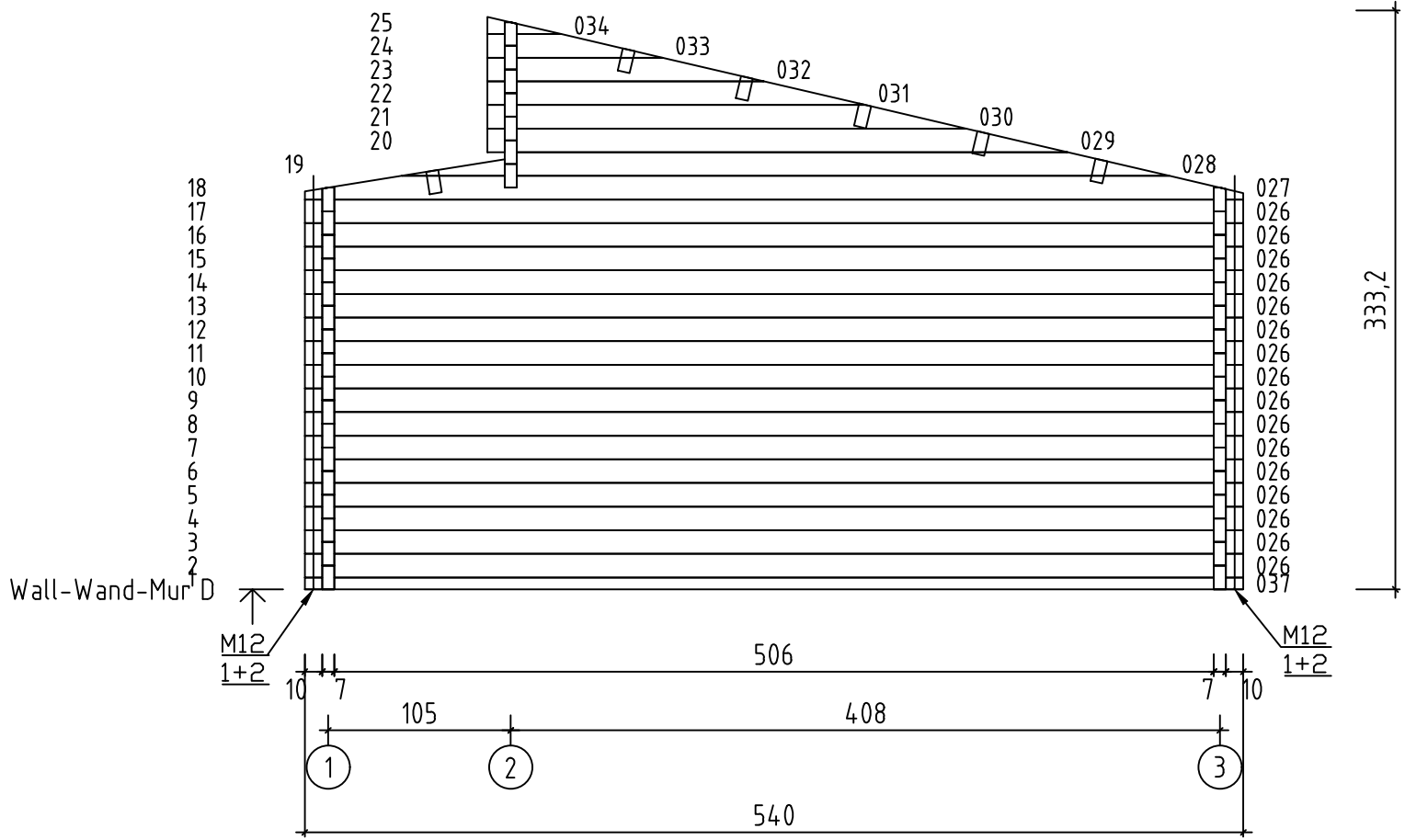
FOUNDATION - FUNDAMENT - FONDATION

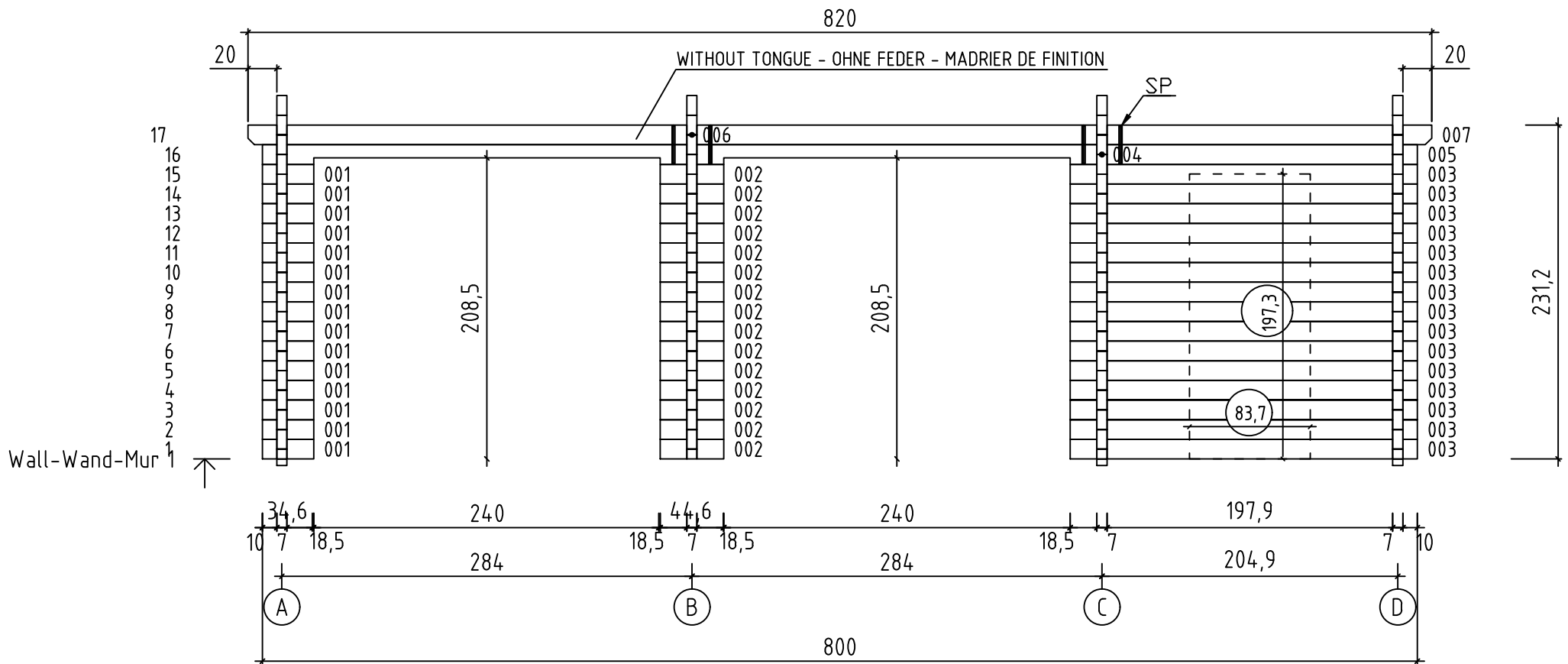








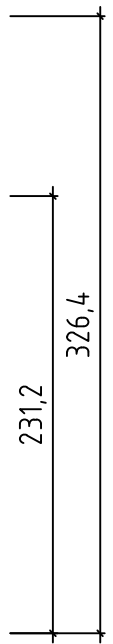
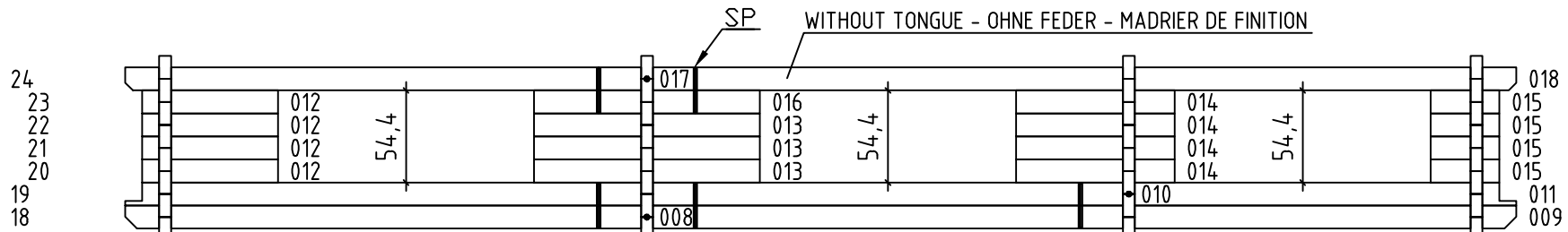





A SINGLE DOOR (827x1933 MM) HAS BEEN DELIVERED TOGETHER WITH THE BUILDING. YOU CAN CHOOSE THE LOCATION FOR THE DOOR BY YOURSELF BY CUTTING THE WALL LOGS AS SHOWN IN THE PICTURE (SEE THE DOTTED LINE)

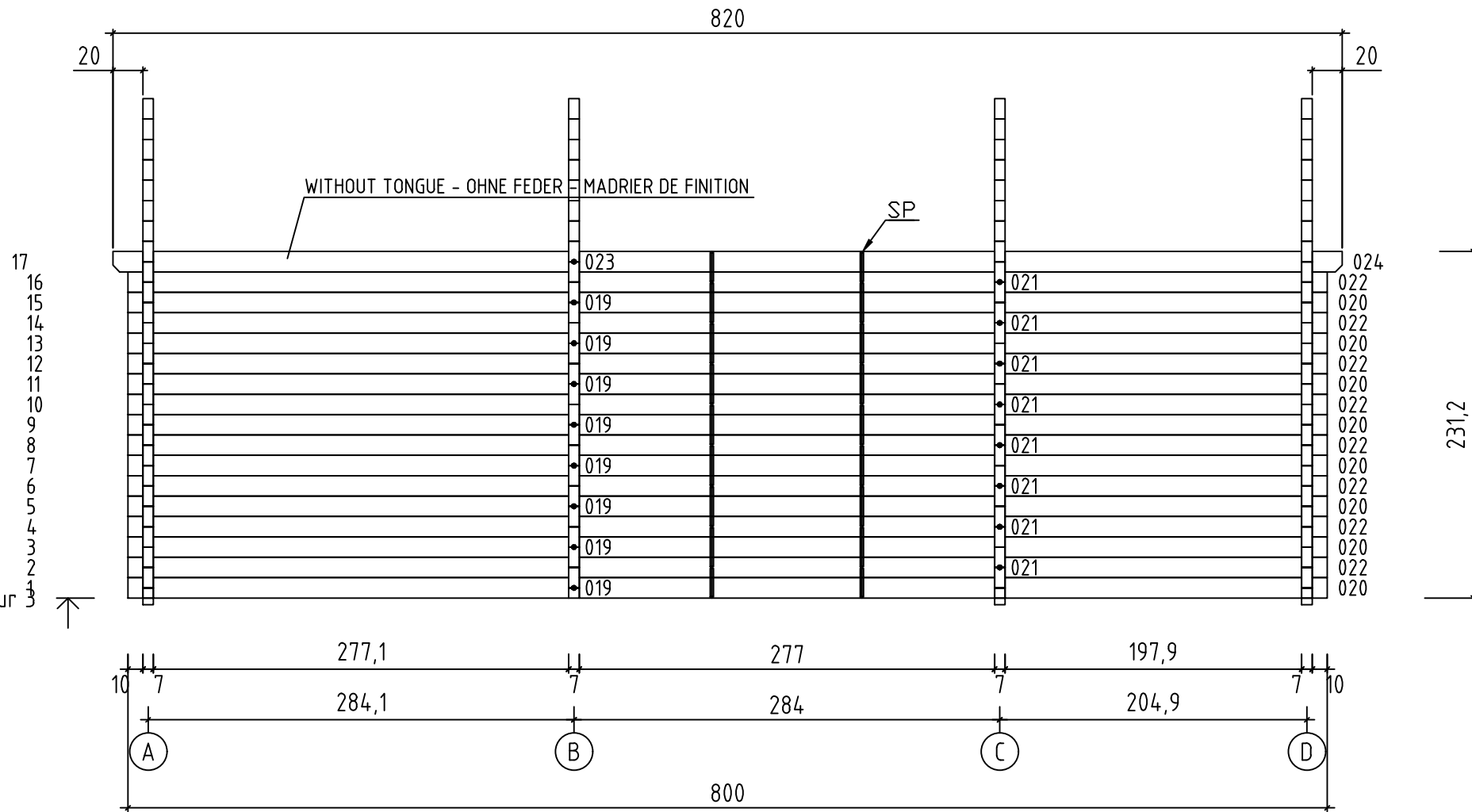
IM LIEFERUMFANG IST EINE EINZEL TÜR SOWIE EIN EINZELFENSTER ENTHALTEN. DAFÜR SIND ABER WERKSSEITIG KEINE AUSSPARUNGEN VORGESEHEN SO DASS SIE SOWOHL FENSTER ALS AUCH TÜR INDIVIDUELL VERBAUEN KÖNNEN. EINE ANLEITUNG HIERFÜR ENTNEHMEN SIE BITTE DER MONTAGEANLEITUNG (SIEHE BILD)

LE POSITIONNEMENT DE LA PORTE DE SERVICE NÉCESSITE LA DÉCOUPE PRÉALABLE DES MADRIERS. VEILLEZ RESPECTER LES COTES DE DÉCOUPES DANS LES MADRIERS INDICUÉES SUR LE SCHÉMA. VOUS POUVEZ POSITIONNER, SELON VOTRE CONVENANCE, LES OUVERTURES DE CHAQUE CÔTÉ OU À L'ARRIÈRE DU GARAGE.


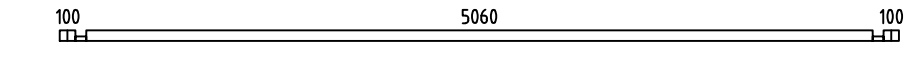
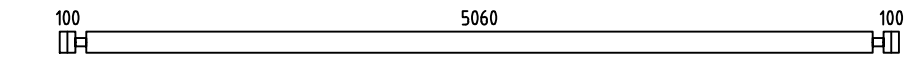
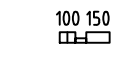
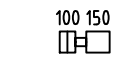
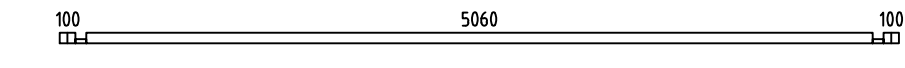
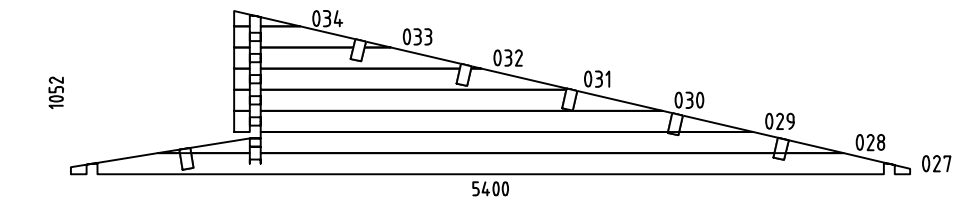
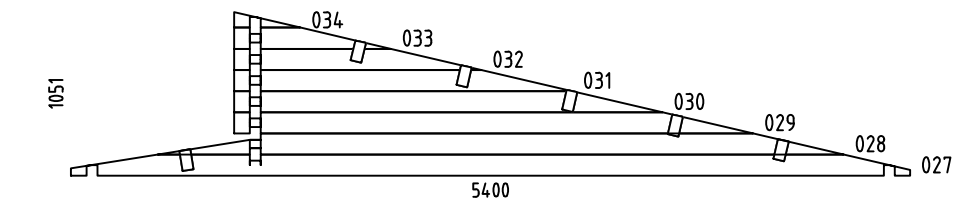
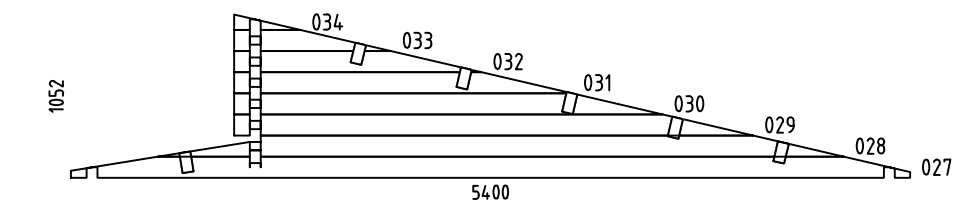
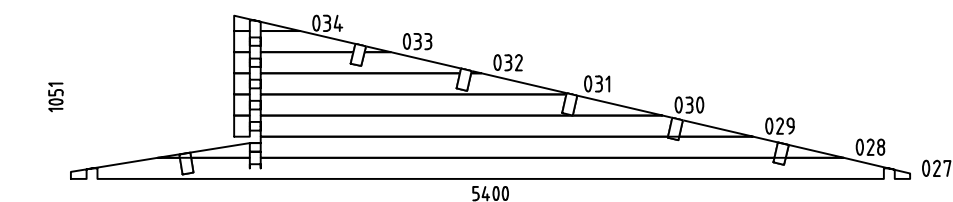
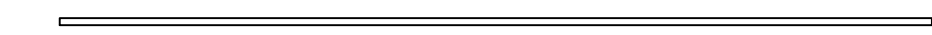

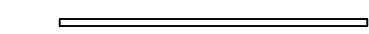
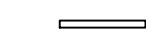




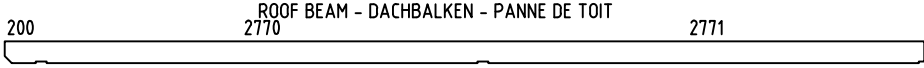









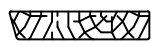







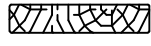



Wall-Wand-Mur 2 ↗

























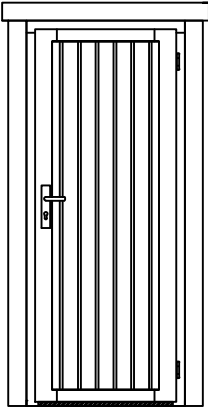
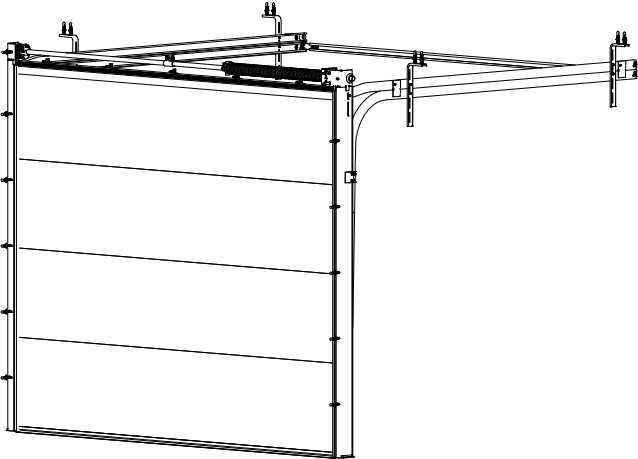


Pos	7016599 - Hawaii 70 Piece list - Stückliste - Liste des pièces	Q.	P (mm)	L (mm)
001	100 185 	15	70x136	355
002	185 185 	15	70x136	441
003	185 1979 100 	15	70x136	2404
004	100 2771 2771 	1	70x136	5816
005	1979 100 	1	70x136	2184
006	200 2771 	1	70x136	3076
007	2771 1979 200 	1	70x136	5125
008	200 2771 	1	70x136	3076
009	2771 1979 200 	1	70x136	5125
010	200 2771 2770 	1	70x136	5916
011	1979 200 	1	70x136	2284
012	100 630 	4	70x136	800
013	630 630 	3	70x136	1331
014	630 235 	4	70x136	935
015	234 100 	4	70x136	404
016	630 630 	1	70x136	1331
017	200 2771 	1	70x136	3076
018	2771 1979 200 	1	70x136	5125
019	100 2770 	8	70x136	2976
020	2771 1979 100 	8	70x136	5025
021	100 2770 2770 	8	70x136	5816
022	1979 100 	8	70x136	2184
023	200 2771 	1	70x136	3076

Pos	7016599 - Hawaii 70 Piece list - Stückliste - Liste des pièces	Q.	P (mm)	L (mm)
024		1	70x136	5125
025		1	70x68	5400
026		50	70x136	5400
035		2	70x68	320
036		28	70x136	320
037		2	70x68	5400
WA-1		1		
WB-1		1		
WC-1		1		
WD-1		1		
IAR3	FOUNDATION - FUNDAMENT - FONDATION 	1	70x45	5611
IAR1	FOUNDATION - FUNDAMENT - FONDATION 	3	70x45	5200
IAR4	FOUNDATION - FUNDAMENT - FONDATION 	2	70x45	1979
IAR6	FOUNDATION - FUNDAMENT - FONDATION 	1	70x45	550
IAR5	FOUNDATION - FUNDAMENT - FONDATION 	2	70x45	240

Pos	7016599 - Hawaii 70 Piece list - Stückliste - Liste des pièces	Q.	P (mm)	L (mm)
IAR2	FOUNDATION - FUNDAMENT - FONDATION 	2	70x45	150
A-PR1	ROOF BEAM - DACHBALKEN - PANNE DE TOIT 	6	70x140	5916
A-PR2	ROOF BEAM - DACHBALKEN - PANNE DE TOIT 	6	70x140	2284
RB-1	ROOF BOARDS - DACHBRETTER - VOLIGES 	92	90x18	4900
RB-2	ROOF BOARDS - DACHBRETTER - VOLIGES 	7	90x18	1471
RB-3	ROOF BOARDS - DACHBRETTER - VOLIGES 	85	90x18	1400
DPL-1	ROOFING FELT FILLET - DACHPAPPENLEISTE - BAGUETTE DE FIXATION DU FEUTRE BITUMEUX 	2	18x58	4000
KPL-1	WALL FINISHING BOARD - ABSCHLUSSBOHLE - MADRIER SUPÉRIEUR DE FINITION 	1	45x57	1978
KPL-2	WALL FINISHING BOARD - ABSCHLUSSBOHLE - MADRIER SUPÉRIEUR DE FINITION 	2	45x57	2000
KPL-3	WALL FINISHING BOARD - ABSCHLUSSBOHLE - MADRIER SUPÉRIEUR DE FINITION 	2	45x57	2770
DRV1-1	ROOF EDGE REINFORCEMENT - DACHRANDVERSTÄRKUNG - CORNIERE DE RENFORT DE BORD DE TOIT 	3	28x34	2733
GL6-1	GABLE MOULDING - GIEBELLEISTE - PLANCHE DE RIVE 	2	18x120	4100
DPL-6	ROOFING FELT FILLET - DACHPAPPENLEISTE - BAGUETTE DE FIXATION DU FEUTRE BITUMEUX 	2	18x58	75
DPL-2	ROOFING FELT FILLET - DACHPAPPENLEISTE - BAGUETTE DE FIXATION DU FEUTRE BITUMEUX 	2	18x58	118
DPL-3	ROOFING FELT FILLET - DACHPAPPENLEISTE - BAGUETTE DE FIXATION DU FEUTRE BITUMEUX 	2	18x58	1470
DPL-4	ROOFING FELT FILLET - DACHPAPPENLEISTE - BAGUETTE DE FIXATION DU FEUTRE BITUMEUX 	2	18x58	4118
DPL-5	ROOFING FELT FILLET - DACHPAPPENLEISTE - BAGUETTE DE FIXATION DU FEUTRE BITUMEUX 	2	18x58	4917
M12-1	TREADED ROD M12 - GEWINDESTANGE M12 - TIGE FILETÉE M12 	8		330
M12-2	TREADED ROD M12 - GEWINDESTANGE M12 - TIGE FILETÉE M12 	8		2000
TB-1	EAVES BOARD - TRAUFBRETT - BANDEAU DE TOIT 	4	18x90	4100
DRV-1	ROOF EDGE REINFORCEMENT - DACHRANDVERSTÄRKUNG - CORNIERE DE RENFORT DE BORD DE TOIT 	6	28x34	2733
GL-1	GABLE MOULDING - GIEBELLEISTE - PLANCHE DE RIVE 	2	18x120	1524
GL-2	GABLE MOULDING - GIEBELLEISTE - PLANCHE DE RIVE 	2	18x120	4975

Pos	7016599 - Hawaii 70 Piece list - Stückliste - Liste des pièces		Q.	P (mm)	L (mm)
KL4	LENGTHENING BOLT FOR TREADED ROD - VERLÄNGERUNGSMUTTER FÜR GEWINDESTANGE - MANCHON DE RACCORDEMENT DE TIGE FILETÉE		8		
KL1	DRIVE NUT TREADED ROD - EINSHLAGMUTTER FÜR GEWINDESTANGE - ÉCROU A FRAPPER POUR TIGE FILITÉE		8		
KL2	NUT FOR TREADED ROD - MUTTER FÜR GEWINDESTANGE - ÉCROU POUR TIGE FILETÉE		8		
KL3	PLAIN WASHER TREADED ROD - UNTERLEGSSCHEIBE FÜR GEWINDESTANGE - RONDELLE PLATE POUR TIGE FILETÉE		8		
HS16	SCREW FOR GABLE MOULDING - SCHRAUBEN FÜR GIEBELLEISTE - VIS DE FIXATION POUR PLANCHE DE RIVE		66	3.5x50	
HS32	SCREW FOR EAVES BOARDS - SCHRAUBEN FÜR TRAUFBRETTER - VIS DE FIXATION POUR BANDEAU DE TOIT		54	4x40	
HS26	SCREW FOR ROOF EDGE REINFORCEMENT - SCHRAUBEN FÜR DACHRANDVERSTÄRKUNG - VIS POUR RENFORT DE BORD DE TOIT		54	4x40	
HS39	SCREW FOR FUNDAMENT - SCHRAUBEN ZUR BEFESTIGUNG FUNDAMENT - VIS POUR FONDATION		10	5x120	
HS42	SCREW FOR GABLE - SCHRAUBEN FÜR GIEBEL - VIS POUR FIXATION DES PIGNONS		48	5x120	
HS39	SCREW FOR FUNDAMENT - SCHRAUBEN ZUR BEFESTIGUNG FUNDAMENT - VIS POUR FONDATION		14	5x90	
HS81	SCREW FOR ROOF EDGE REINFORCEMENT - SCHRAUBEN FÜR DACHRANDVERSTÄRKUNG - VIS POUR FIXATION CORNIERE RENFORT DE BORD DE TOIT		23	5x90	
HS40	SCREW FOR 1. WALL BEAM - SCHRAUBE FÜR 1. BOHLENREIHE - VIS DE FIXATION DES FONDATIONS		14	6x150	
HS48	SCREW FOR GABLE - SCHRAUBEN FÜR GIEBEL - VIS POUR FIXATION DES PIGNONS		17	6x180	
HS44	SCREW FOR RAFTER - SCHRAUBEN ZUR BEFESTIGUNG DACHSPARREN - VIS POUR CHEVRON		18	6x180	
HS51	SCREW FOR BEAM HOLDER - SCHRAUBEN FÜR BALKENHALTER - VIS DE FIXATION SUPPORT U GALVANISÉ		12	4.5x35	
SH70	HAMMER BLOCK - SCHLAGHOLZ - CALLE DE FRAPPE		2		
NFD	ZN NAIL FOR ROOFING FELT FILLET - ZN NÄGEL FÜR DACHPAPPENLEISTE - POINTE POUR BAGUETTE FIXATION FEUTRE BITUMEUX		70	2x40	
NF2	ZN NAIL FOR ROOF - ZN NÄGEL FÜR DACHBRETTER - POINTE POUR TOIT		950	2x50	
ORZ	MONTAGE SET FOR DOORS AND WINDOWS - MONTAGE-SET FÜR TÜREN UND FENSTER - JEU DE MONTAGE PORTES ET FENETRES		1		
SP2	HIDDEN FIXING - HOLZDÜBEL - TOURILLON BOIS		2		
SP1	HIDDEN FIXING - HOLZDÜBEL - TOURILLON BOIS		25		
BHV	BEAM HOLDER - BALKENHALTER - SUPPORT EN U GALVANISÉ		12		

Pos	7016599 - Hawaii 70 Piece list - Stückliste - Liste des pièces	Q.	P (mm)	L (mm)
2+ A.0M	<p data-bbox="561 161 957 190">WINDOW - FENSTER - FENETRE 1500x510</p> 	3		
2+ U.2LP	<p data-bbox="608 434 911 463">DOOR - TÜR - PORTE 827x1933</p> 	1		
	<p data-bbox="600 974 919 1028">DOOR - TÜR - PORTE 2400x2052 Sectional door</p> 	2		