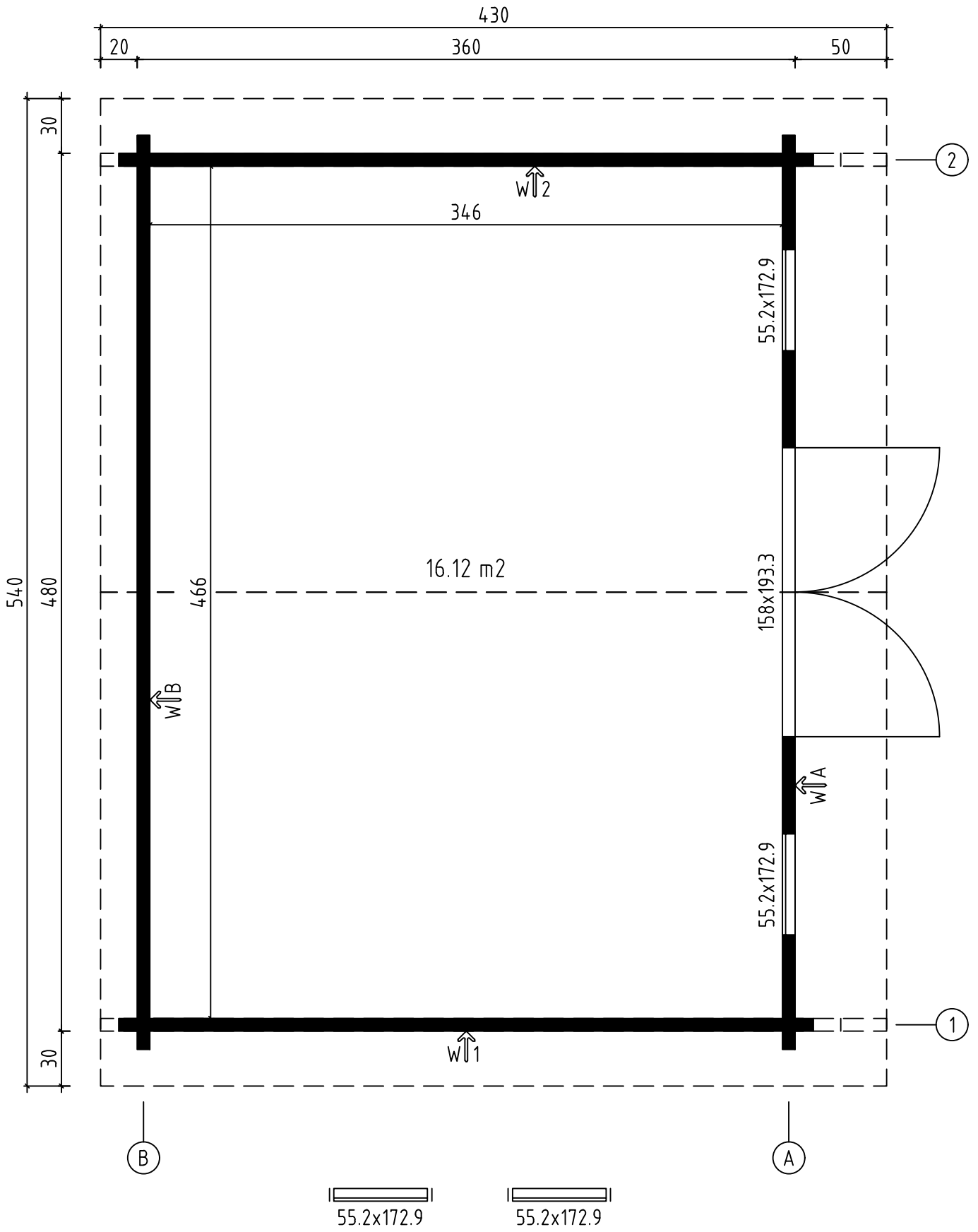


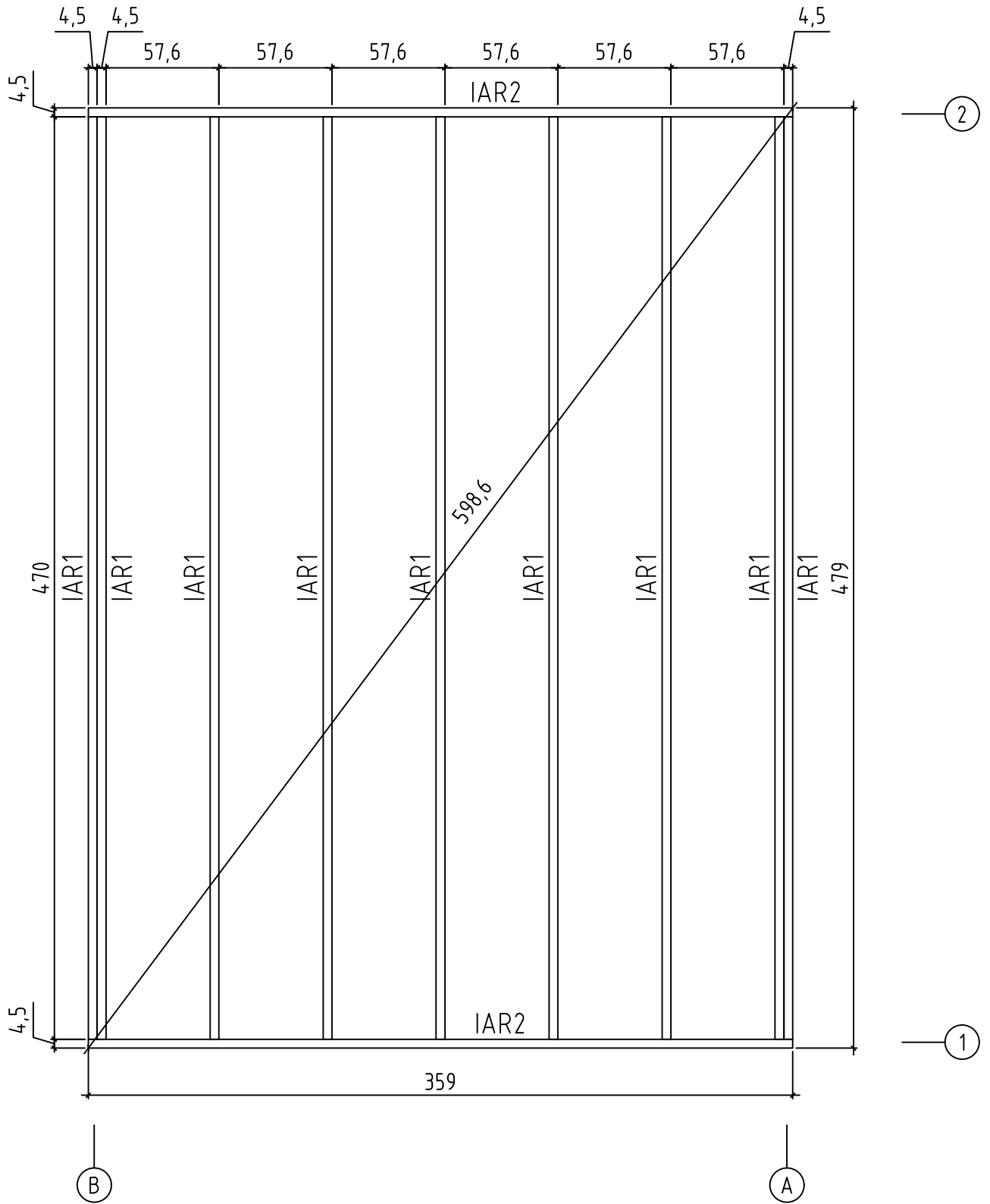
Elgin 70
Art.No. 7012902

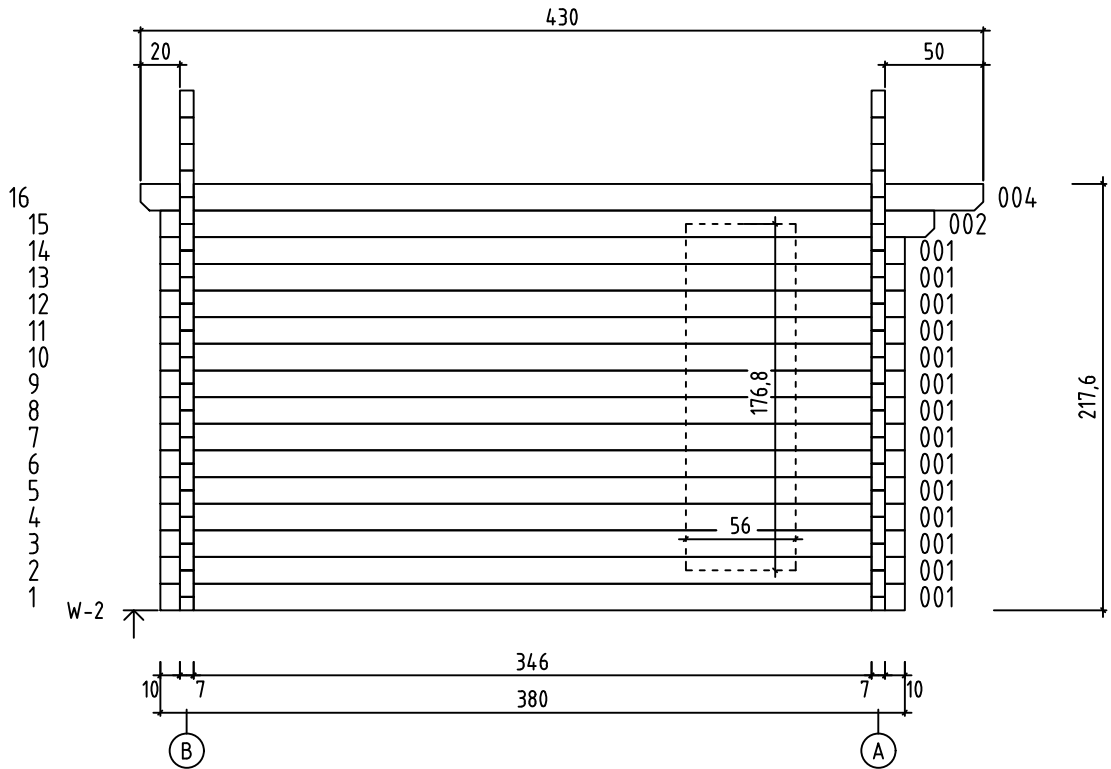
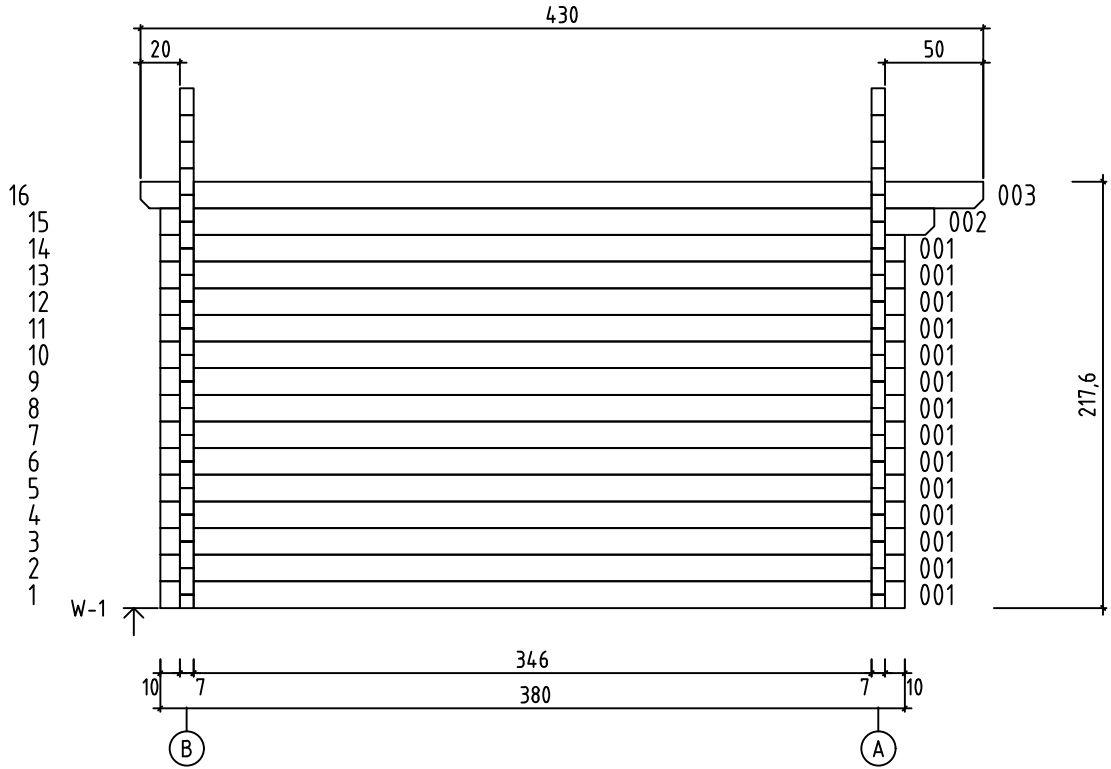


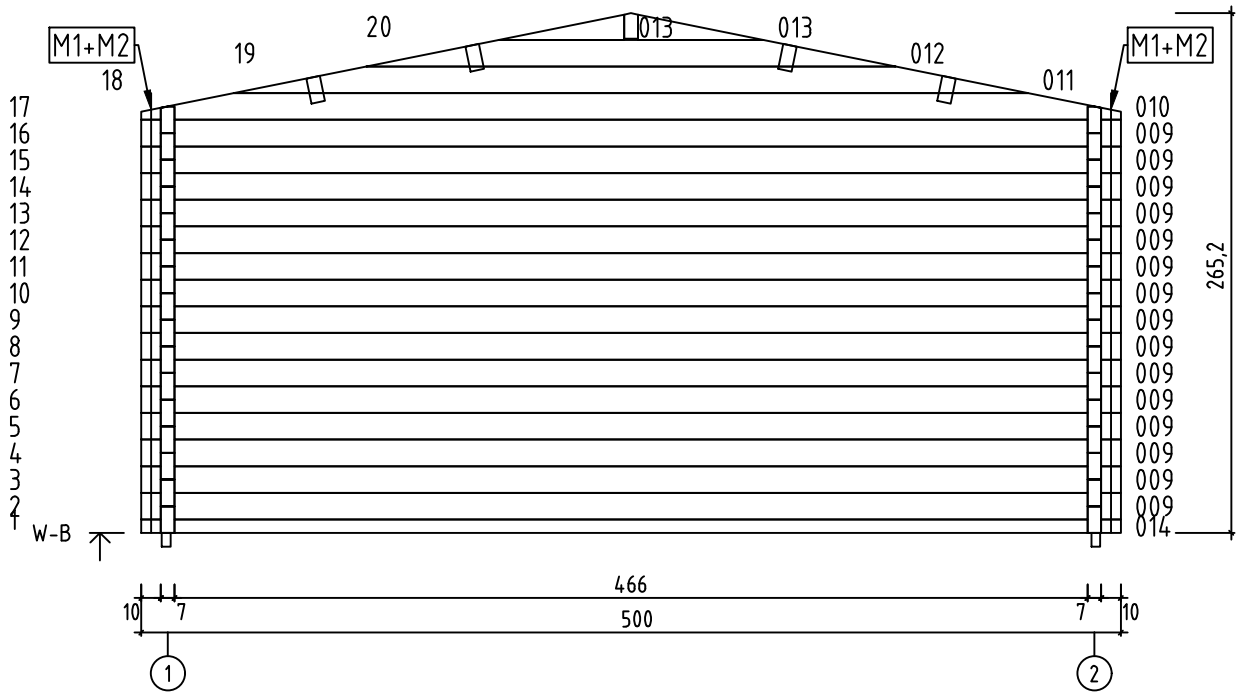
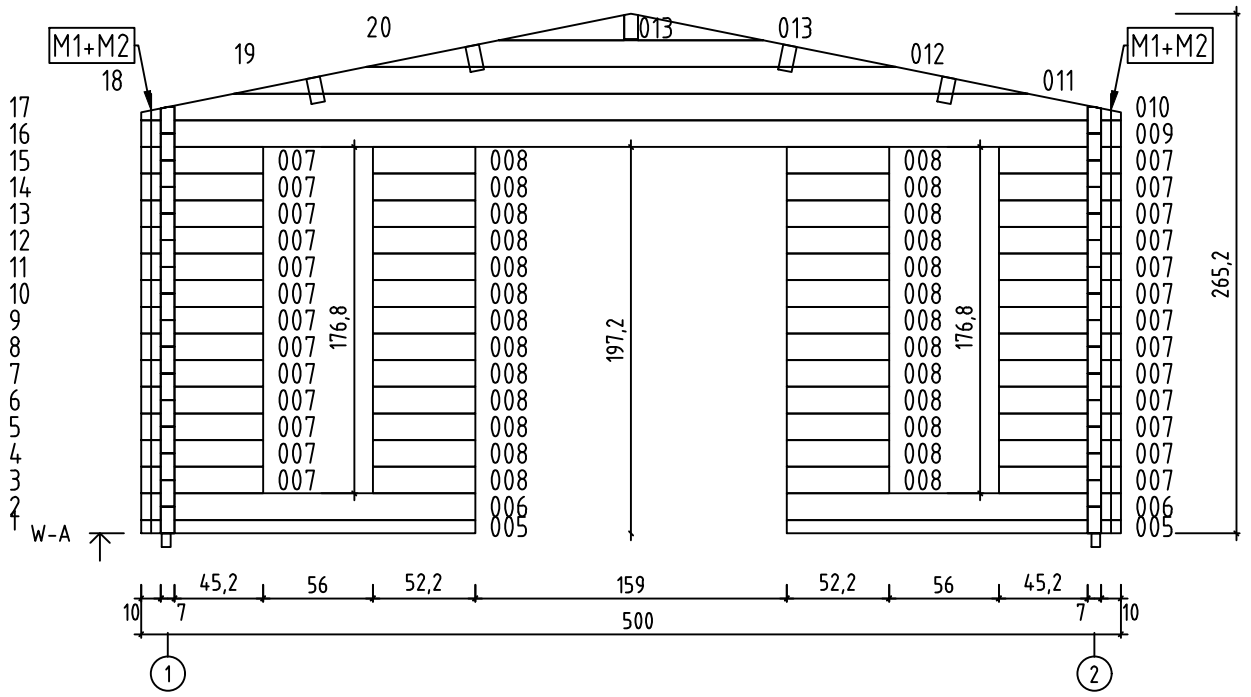
Elgin 70, Art.No.7012902
GROUNDPLAN - GRUNDPLAN - PLAN DE MASSE

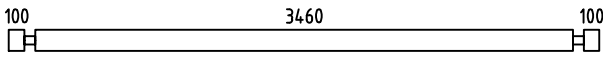
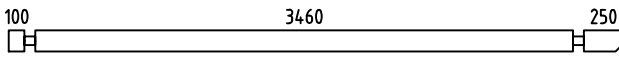
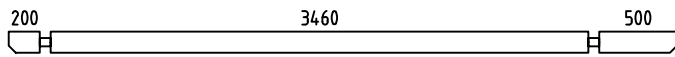
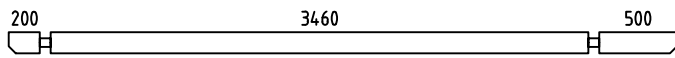
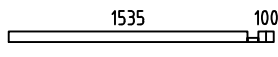

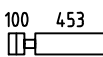



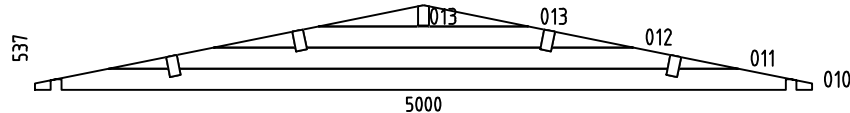
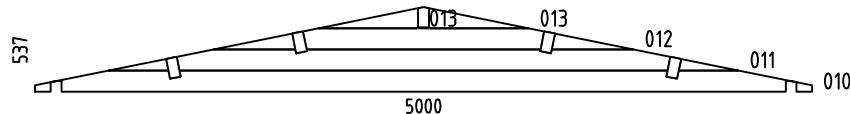


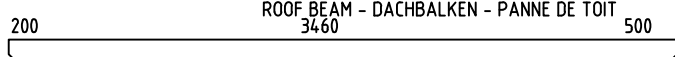
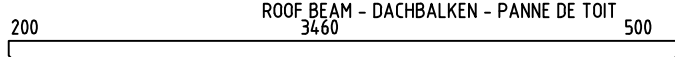







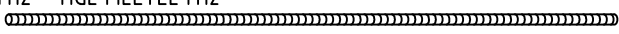
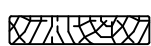




















Elgin 70, Art.No.7012902
FOUNDATION - FUNDAMENT - FONDATION


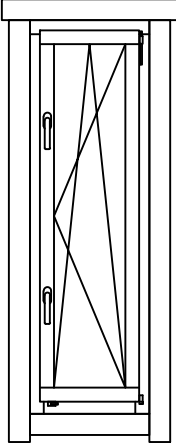
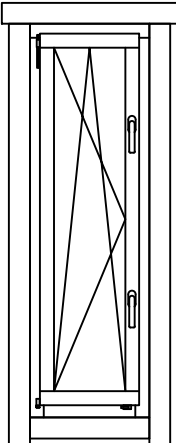
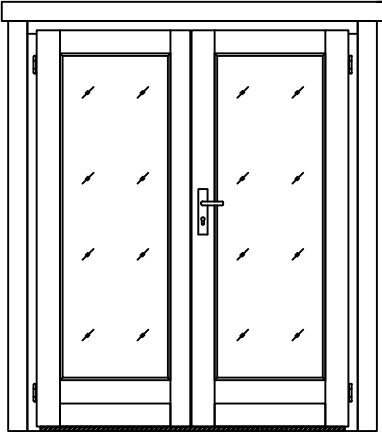


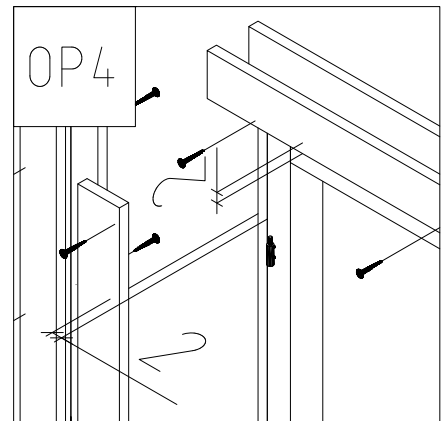
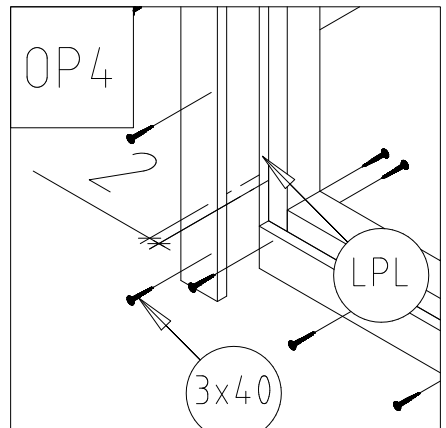
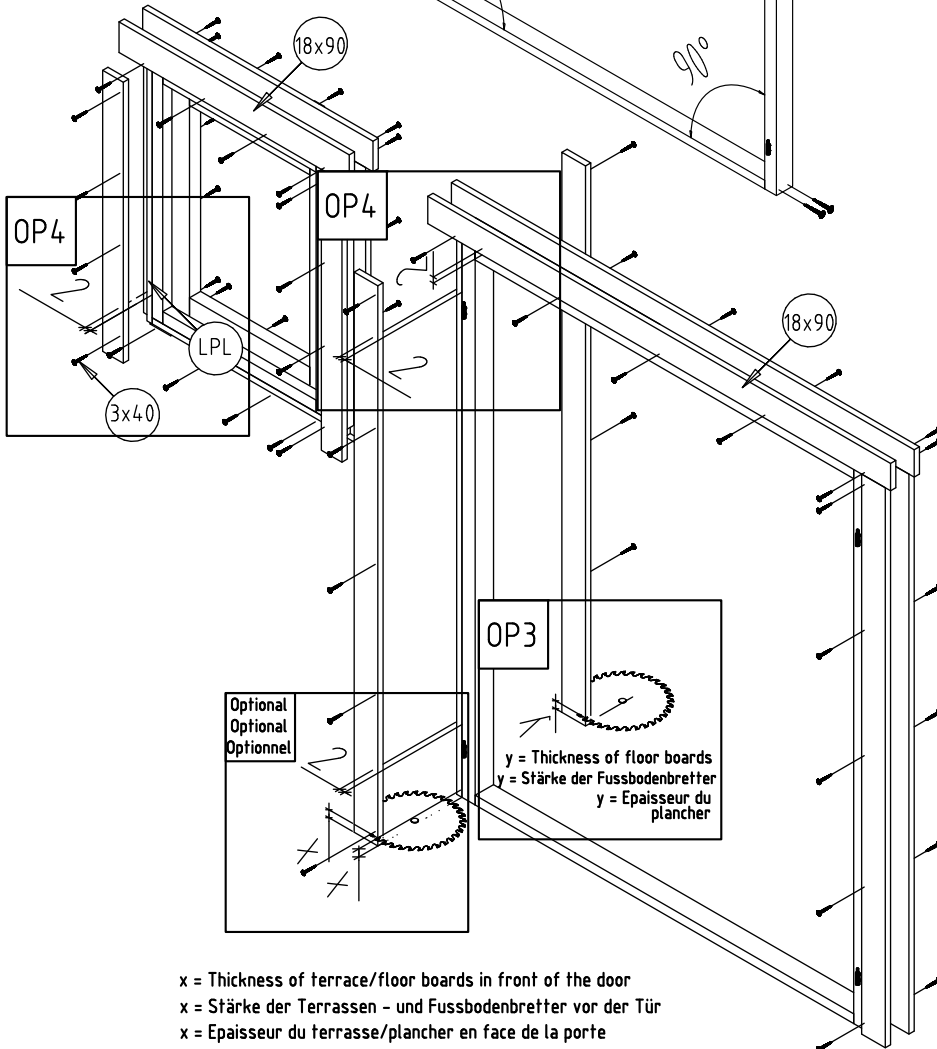
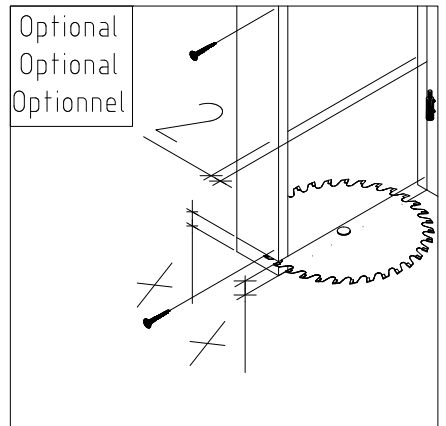
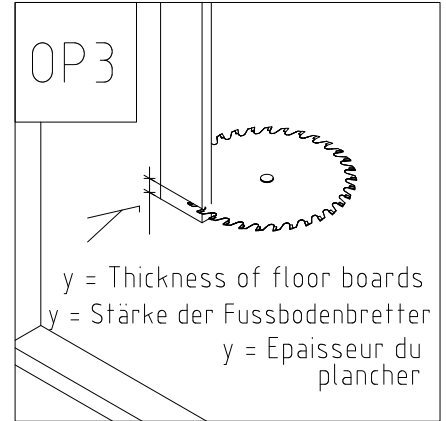
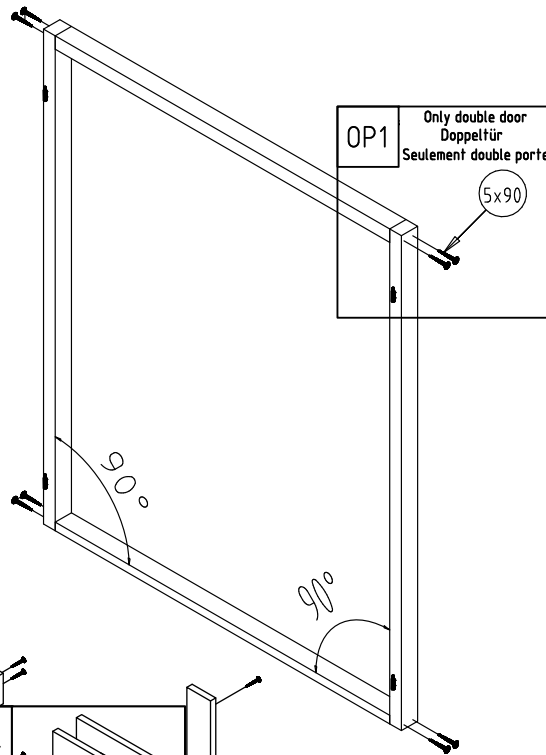
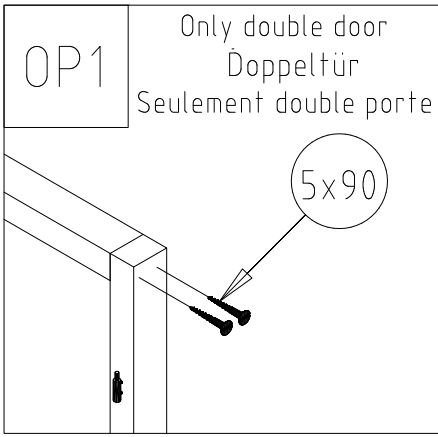




Pos	Elgin 70, Art.No.7012902 Piece list - Stückliste - Liste des pieces	Q.	P (mm)	L (mm)
001		28	70x136	3800
002		2	70x136	3950
003		1	70x136	4300
004		1	70x136	4300
005		2	70x68	1705
006		2	70x136	1705
007		26	70x136	623
008		26	70x136	523
009		16	70x136	5000
014		1	70x68	5000
WA-1		1		
WB-1		1		
IAR1	FOUNDATION - FUNDAMENT - FONDATION 	9	45x70	4700
IAR2	FOUNDATION - FUNDAMENT - FONDATION 	2	45x70	3590
PR1	ROOF BEAM - DACHBALKEN - PANNE DE TOIT 	1	70x140	4300
A-PR1	ROOF BEAM - DACHBALKEN - PANNE DE TOIT 	4	70x140	4300
FB-1	FLOOR BOARDS - FUSSBODENBRETTER - LAME DE PLANCHER 	52	90x18	3456
RB-1	ROOF BOARDS - DACHBRETTER - VOLIGES 	96	90x18	2754
FL-1	FLOOR FILLET-FUSSBODENLEISTE - CORNIERE DE FINITION DU PLANCHER 		15x40	17 m.
DPL-1	ROOFING FELT FILLET - DACHPAPPENLEISTE - BAGUETTE DE FIXATION DU FEUTRE BITUMEUX 	4	18x58	2804
M1	TREADED ROD M12 - GEWINDESTANGE M12 - TIGE FILETÉE M12 	4		190

Pos	Elgin 70, Art.No.7012902 Piece list - Stückliste - Liste des pieces	Q.	P (mm)	L (mm)
M2	TREADED ROD M12 - GEWINDESTANGE M12 - TIGE FILETÉE M12 	4		2000
TB-1	EAVES BOARD - TRAUFBRETT - BANDEAU DE TOIT 	2	18x90	4300
DRV-1	ROOF EDGE REINFORCEMENT - DACHRANDVERSTÄRKUNG - CORNIERE DE RENFORT DE BORD DE TOIT 	2	28x34	4300
GL-1	GABLE MOULDING - GIEBELLEISTE - PLANCHE DE RIVE 	4	18x120	2804
KL4	LENGTHENING BOLT FOR TREADED ROD - VERLÄNGERUNGSMUTTER FÜR GEWINDESTANGE - MANCHON DE RACCORDEMENT DE TIGE FILETÉE 	4		
KL1	DRIVE NUT TREADED ROD - EINSHLAGMUTTER FÜR GEWINDESTANGE - ÉCROU A FRAPPER POUR TIGE FILETÉE 	4		
KL2	NUT FOR TREADED ROD - MUTTER FÜR GEWINDESTANGE - ÉCROU POUR TIGE FILETÉE 	4		
KL3	PLAIN WASHER TREADED ROD - UNTERLEGSCHLEIBE FÜR GEWINDESTANGE - RONDELLE PLATE POUR TIGE FILETÉE 	4		
HS12	SCREW FOR GABLE SEGMENT - SCHRAUBEN FÜR DECKBLATT - VIS POUR FIXATION LOSANGE DE FINITION 	4	3.5x35	
HS16	SCREW FOR GABLE MOULDING - SCHRAUBEN FÜR GIEBELLEISTE - VIS DE FIXATION POUR PLANCHE DE RIVE 	32	3.5x50	
HS32	SCREW FOR EAVES BOARDS - SCHRAUBEN FÜR TRAUFBRETT - VIS DE FIXATION POUR BANDEAU DE TOIT 	20	4x40	
HS26	SCREW FOR ROOF EDGE REINFORCEMENT - SCHRAUBEN FÜR DACHRANDVERSTÄRKUNG - VIS POUR RENFORT DE BORD DE TOIT 	20	4x40	
HS40	SCREW FOR 1. WALL BEAM - SCHRAUBE FÜR 1. BOHLENREIHE - VIS DE FIXATION DES FONDATIONS 	8	5x120	
HS42	SCREW FOR GABLE - SCHRAUBEN FÜR GIEBEL - VIS POUR FIXATION DES PIGNONS 	8	5x120	
HS43	SCREW FOR ROOF BEAMS - SCHRAUBEN FÜR DACHBALKEN - VIS POUR PANNE DE TOIT 	10	5x120	
HS39	SCREW FOR FUNDAMENT - SCHRAUBEN ZUR BEFESTIGUNG FUNDAMENT - VIS POUR FONDATION 	40	5x90	
MS	SCREW FOR DOORSTEP - SCHRAUBEN FÜR TÜRSCHWELLE - VIS DE FIXATION DU SEUIL DE PORTE 	3	4.5x65	
SH70	HAMMER BLOCK - SCHLAGHOLZ - CALLE DE FRAPPE 	1		
NFD	ZN NAIL FOR ROOFING FELT FILLET - ZN NÄGEL FÜR DACHPAPPENLEISTE - POINTE POUR BAGUETTE FIXATION FEUTRE BITUMEUX 	24	2x40	
NFF	ZN NAIL FOR FLOOR FILLETS - ZN NÄGEL FÜR FUSSBODENLEISTEN - POINTE POUR PANNEAUX DE PLANCHER 	33	1.4x40	
NF2	ZN NAIL FOR ROOF - ZN NÄGEL FÜR DACHBRETT - POINTE POUR TOIT 	410	2.1x50	
NH1	ZN NAIL FOR FLOOR - ZN NÄGEL FÜR FUSSBODENBRETT - CLOUS POUR PLANCHER 	380	2.1x50	
ORZ	MONTAGE SET FOR DOORS AND WINDOWS - MONTAGE-SET FÜR TÜREN UND FENSTER - JEU DE MONTAGE PORTES ET FENETRES	1		

Pos	Elgin 70, Art.No.7012902 Piece list - Stückliste - Liste des pieces	Q.	P (mm)	L (mm)
GS	GABLE SEGMENT-DECKBLATT - LOSANGE DE FINITION 	2		
	WINDOW-FENSTER-FENETRE  552x1729 2+ A.0P.bK	2		
	WINDOW-FENSTER-FENETRE  552x1729 2+ A.0V.bK	2		
	DOOR-TÜR-PORTE  1580x1933 2+ TU.10P.K	1		



x = Thickness of terrace/floor boards in front of the door
x = Stärke der Terrassen- und Fussbodenbretter vor der Tür
x = Epaisseur du terrasse/plancher en face de la porte

