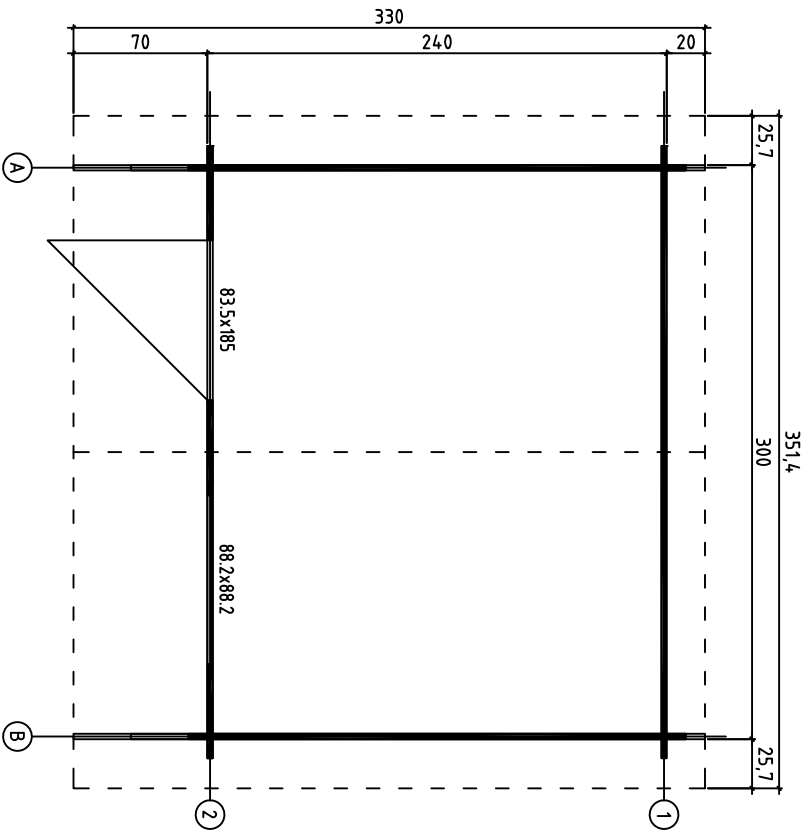


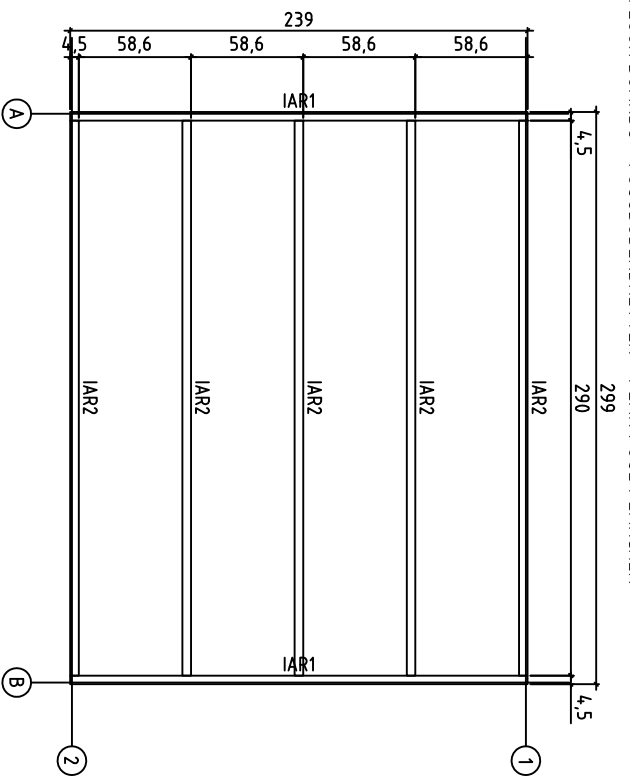
CYPRUS 2B
ART.NR. 280400
1/6



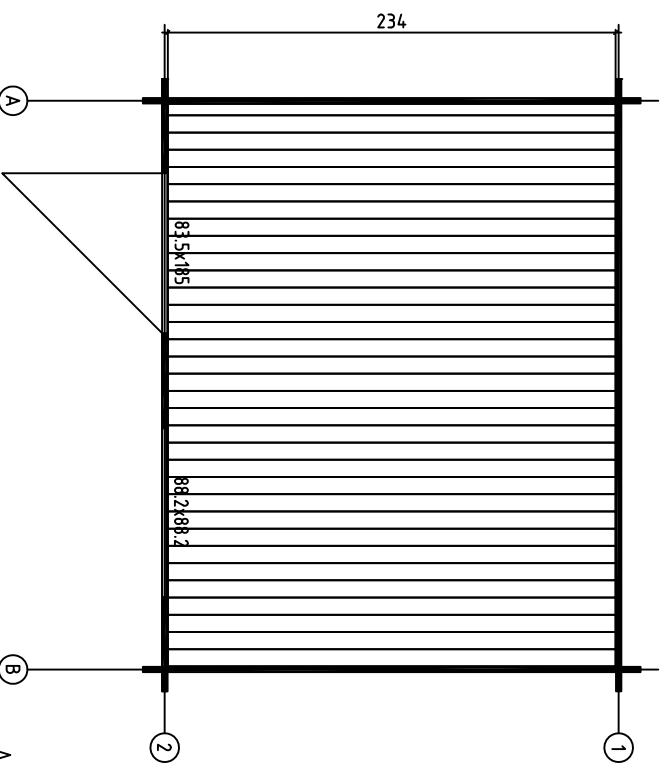
GRUNDPLAN - GRUNDPLAN - PLAN DE MASSE

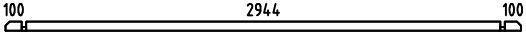
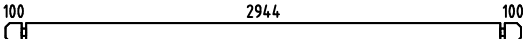

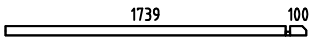

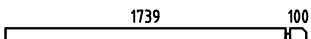

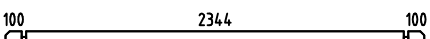
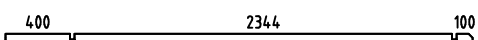


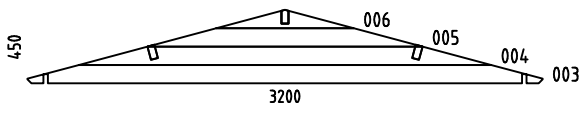
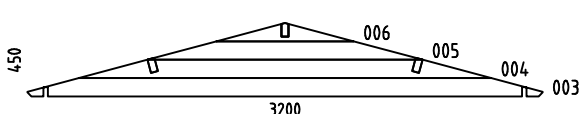


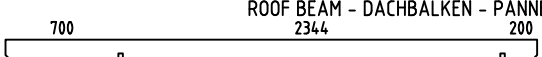


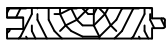


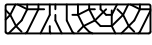

















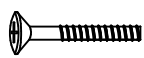


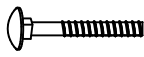




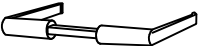
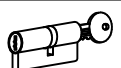
FLOOR BOARDS - FUSSBODENBRETTER - PLAN POSE PLANCHER



FOUNDATION - FUNDAMENT - FONDATION



Pos	27.10.2010	ART.NR. 280400	4/6	Q.	P (mm)	L (mm)
001				1	28x57	3200
002				16	28x114	3200
007				1	28x57	488
008				1	28x57	1867
009				24	28x114	488
010				8	28x114	1867
011				8	28x114	488
012				30	28x114	2600
013				2	28x114	2900
014				1	28x120	3300
015				1	28x120	3300
W1-1				1		
W2-1				1		
IAR2	FOUNDATION - FUNDAMENT - FONDATION 			5	45x45	2900
IAR1	FOUNDATION - FUNDAMENT - FONDATION 			2	45x45	2390
PR11	ROOF BEAM - DACHBALKEN - PANNE DE TOIT 			1	44x120	3300
PR21	ROOF BEAM - DACHBALKEN - PANNE DE TOIT 			2	44x120	3300
	FLOOR BOARDS - FUSSBODENBRETTER - LAME DE PLANCHER 			33	90x18	2340
	ROOF BOARDS - DACHBRETTER - VOLIGES 			74	90x18	1800
	FLOOR FILLET - FUSSBODENLEISTE - CORNIERE DE FINITION DU PLANCHER 				18x18	10.56
	ROOFING FELT FILLET - DACHPAPPENLEISTE - BAGUETTE DE FIXATION DU FEUTRE BITUMEUX 			4	18x58	1850
	EAVES BOARD - TRAUFBRETT - BANDEAU DE TOIT 			2	18x90	3300
	ROOF EDGE REINFORCEMENT - DACHRANDVERSTÄRKUNG - CORNIERE DE RENFORT DE BORD DE TOIT 			2	28x34	3300

Pos	27.10.2010	ART.NR. 280400	5/6	Q.	P (mm)	L (mm)
	STORM PROTECTION - STURMLEISTE - LATTE ANTI-TEMPETE			4	22x45	1900
	GABLE MOULDING - GIEBELLEISTE - PLANCHE DE RIVE			4	18x120	1850
	WINDOW HANDLE FITTINGS-FENSTERGRIFF - POIGNÉE D'OUVERTURE DE FENETRE			1		
	SCREW FOR GABLE SEGMENT - SCHRAUBEN FÜR DECKBLATT - VIS POUR FIXATION LOSANGE DE FINITION			4	3.5x35	
	SCREW FOR GABLE MOULDING - SCHRAUBEN FÜR GIEBELLEISTE - VIS DE FIXATION POUR PLANCHE DE RIVE			24	3.5x50	
	SCREW FOR EAVES BOARDS - SCHRAUBEN FÜR TRAUFBRETTEN - VIS DE FIXATION POUR BANDEAU DE TOIT			16	4x40	
	SCREW FOR ROOF EDGE REINFORCEMENT - SCHRAUBEN FÜR DACHRANDVERSTÄRKUNG - VIS POUR RENFORT DE BORD DE TOIT			16	4x40	
	SCREW FOR ROOF BEAMS - SCHRAUBEN FÜR DACHBALKEN - VIS POUR PANNE DE TOIT			10	5x120	
	SCREW FOR 1. WALL BEAM - SCHRAUBE FÜR 1. BOHLENREIHE - VIS DE FIXATION DES FONDATIONS			6	5x90	
	SCREW FOR FUNDAMENT - SCHRAUBEN ZUR BEFESTIGUNG FUNDAMENT - VIS POUR FONDATION			10	5x90	
	ZN NAIL FOR FLOOR FILLET - ZN NÄGEL FÜR FUSSBODENLEISTE - POINTE POUR CORNIERE DE FINITION DU PLANCHER			22	1.4x40	
	HAMMER BLOCK - SCHLAGHOLZ - CALLE DE FRAPPE			1		
	SCREW FOR DOORSTEP - SCHRAUBEN FÜR TÜRSWELLE - VIS DE FIXATION DU SEUIL DE PORTE			2	4.5x65	
	ZN NAIL FOR ROOFING FELT FILLET - ZN NÄGEL FÜR DACHPAPPENLEISTE - POINTE POUR BAGUETTE FIXATION FEUTRE BITUMEUX			20	2x40	
	BOLT FOR WINDOW HANDLE FITTINGS - BOLZEN FÜR FENSTERGRIFF BESCHLAG - BOULON POUR POIGNÉE D'OUVERTURE DE FENETRE			2		
	GABLE SEGMENT-DECKBLATT - LOSANGE DE FINITION			2		
	NUT FOR STORM PROTECTION - SCHRAUBENMUTTER FÜR STURMLEISTE - ÉCROU POUR LAME ANTI-TEMPETE			8		
	BOLT FOR STORM PROTECTION - BOLZEN FÜR STURMLEISTE - VIS POUR LAME ANTI-TEMPETE			8		
	WASHER FOR STORM PROTECTION - DICHTSCHEIBE FÜR STURMLEISTE - RONDELLE POUR LAME ANTI-TEMPETE			8		
	ZN NAIL FOR ROOF - ZN NÄGEL FÜR DACHBRETTEN - POINTE POUR TOIT			236	2x50	
	ZN NAIL FOR FLOOR - ZN NÄGEL FÜR FUSSBODENBRETTEN - CLOUS POUR PLANCHER			170	2x50	
	SET OF DOOR LOCK COVERS - SCHLOSSBLENDEN - SET DE GARNITURES DE SERRURE DE PORTE			1		
	DOOR HANDLE FITTINGS-TÜRGRIF - SET DE GARNITURES DE SERRURE DE PORTE			1		
	CYLINDER LOCK -ZYLINDERSCHLOSS - CYLINDRE DE SERRURE			1		

